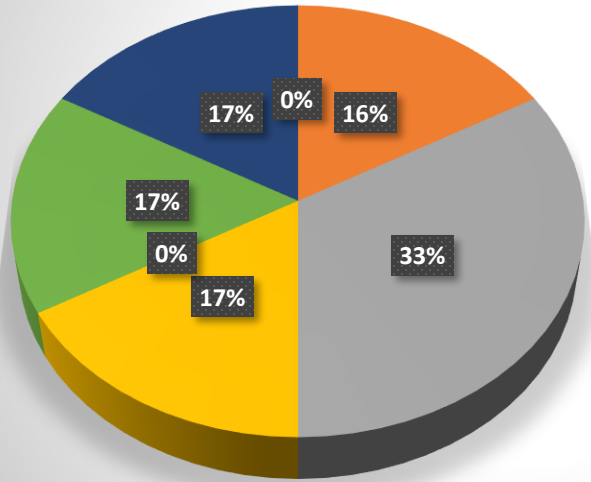
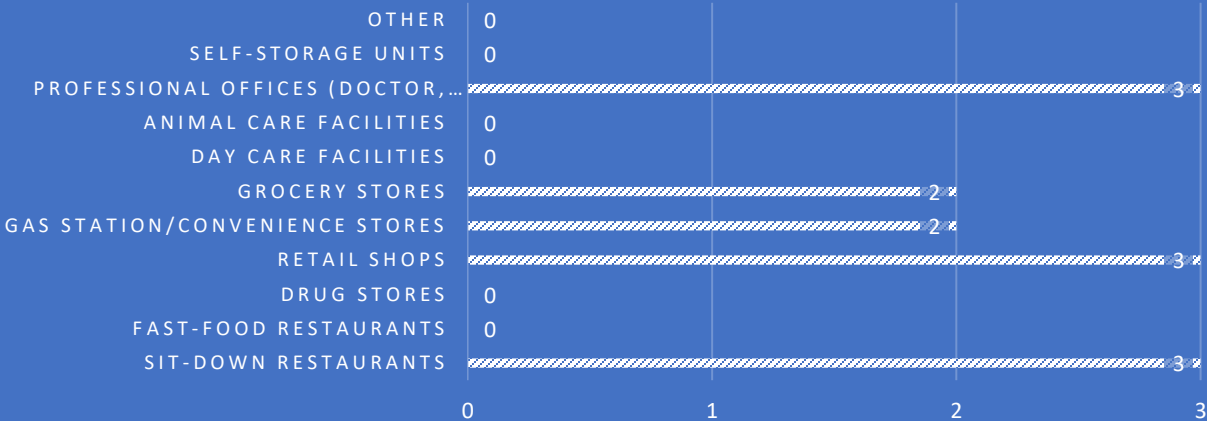


## 1. What is your relationship with Butner (check all that apply)?



- Resident of Lake Gateway (Gate 1) area
- Resident of East Butner Gateway (Gate 2)
- Butner Resident (not Gate 1 or Gate 2 area)
- Butner property owner (but not resident)
- Work in Butner (but not resident)
- Butner Business Owner
- Other


## 2. IN THE LAKE GATEWAY (GATE 1) AREA, THE TOWN IS PLANNING A NEIGHBORHOOD MIXED-USE AREA. WHAT KIND OF BUSINESSES WOULD YOU LIKE TO SEE ALLOWED IN IT (CHECK ALL THAT APPLY)?



#### 4. IN THE LAKE GATEWAY AREA, WHAT KINDS OF RECREATIONAL ACTIVITIES WOULD YOU LIKE TO SEE (CHECK ALL THAT APPLY)?



#### 4. WHAT POTENTIAL CONCERNS DO YOU HAVE ABOUT NEW DEVELOPMENT IN THE LAKE GATEWAY AREA (CHECK ALL THAT APPLY)?



5. Are there other places you have visited that you think could serve as a good model for how the Lake Gateway area could develop?

- A. None that I am aware of/maybe Lake Crabtree
- B. Wilmington – River Front (answered by 2 separate respondents)

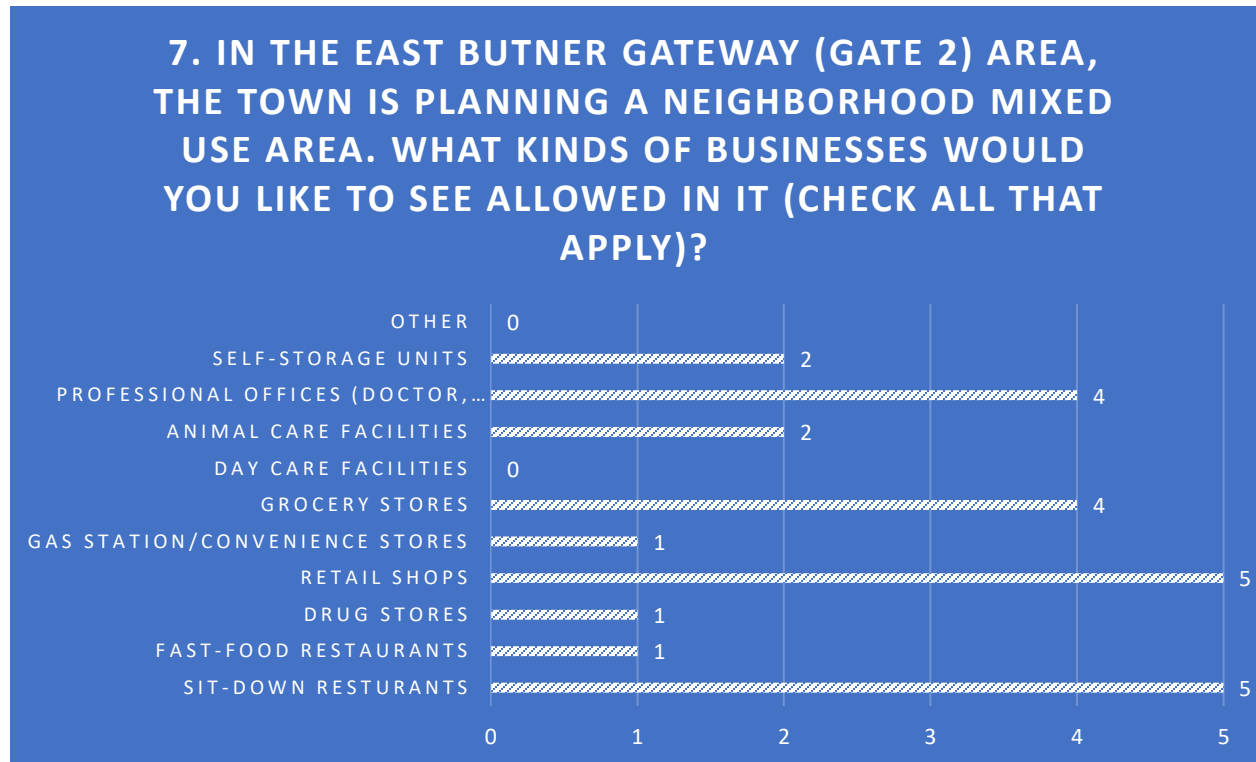
6. What opportunities and challenges do you see for the Lake Gateway area (please list and describe)?

A. Watershed regulations, infrastructure, displacement of low income residents, water/sewer capacities, rock content

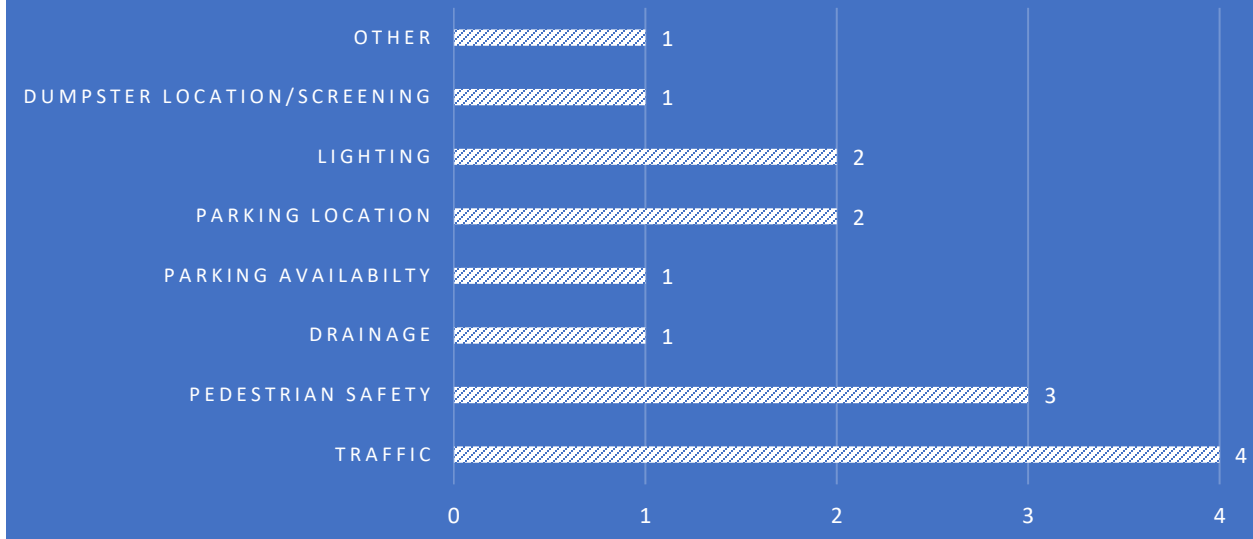
B. Money

C. Possible gas station, residential or offices, AOTS, Townhouses, Condos

D. Traffic and pedestrian management



## WHAT POTENTIAL CONCERNS DO YOU HAVE ABOUT NEW DEVELOPMENT IN THE EAST BUTNER GATEWAY AREA (CHECK ALL THAT APPLY)?



10. Are there other places you have visited that you think could serve as a good model for how the East Butner Gateway area could develop?

A. Crabtree, Raleigh NC

11. What opportunities and challenges do you see for the East Butner Gateway area (please list and describe)?

A. Sewer, zoning, watershed

B. Property availability, Equivalent value property as other growing areas, will bring more residents, increase crime, increased traffic, more tax base