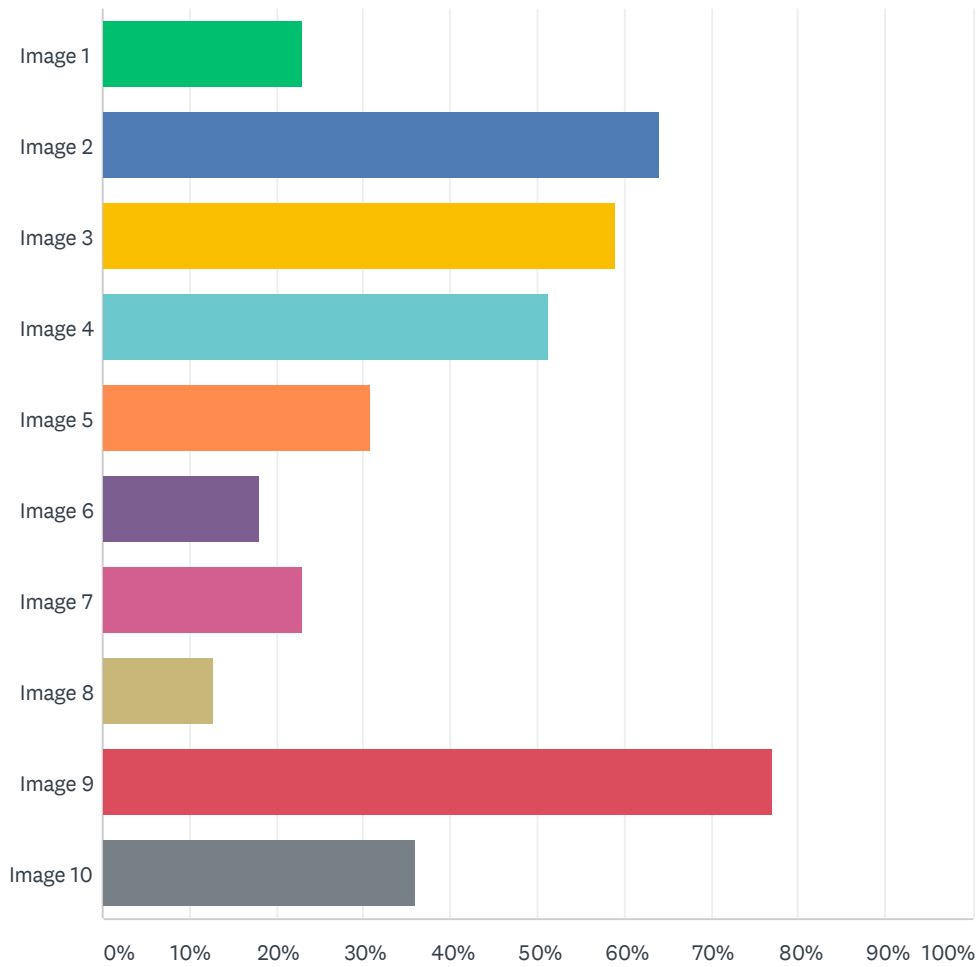


Q1 Thinking about residential, click on the single-family houses you like.
Leave the images you don't like, unchecked.

Answered: 39 Skipped: 0



Butner Visual Preference Survey Part 1: Housing, Neighborhoods, Shopping

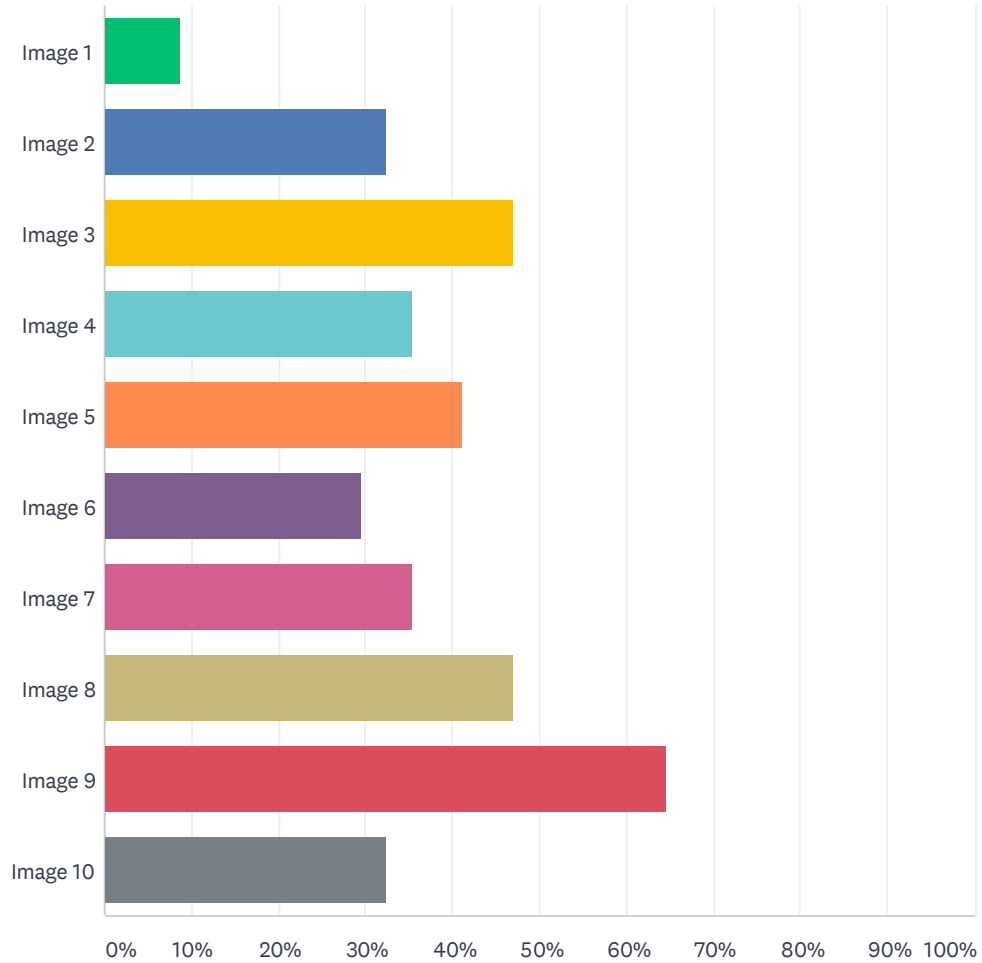
ANSWER CHOICES	RESPONSES	
Image 1	23.08%	9
Image 2	64.10%	25
Image 3	58.97%	23
Image 4	51.28%	20
Image 5	30.77%	12
Image 6	17.95%	7
Image 7	23.08%	9
Image 8	12.82%	5
Image 9	76.92%	30
Image 10	35.90%	14
Total Respondents: 39		

Q2 Thinking about your choices from the images in the previous questions, please share your thought about what you liked or didn't like about the images. Is there a place you like to visit that you think serves as a good model for Butner?

Answered: 27 Skipped: 12

Q3 Thinking about residential buildings, this question is about multi-family buildings (apartments, condos, townhouses, duplexes). Click on the images you like. Leave the images you don't like, unchecked.

Answered: 34 Skipped: 5



Butner Visual Preference Survey Part 1: Housing, Neighborhoods, Shopping

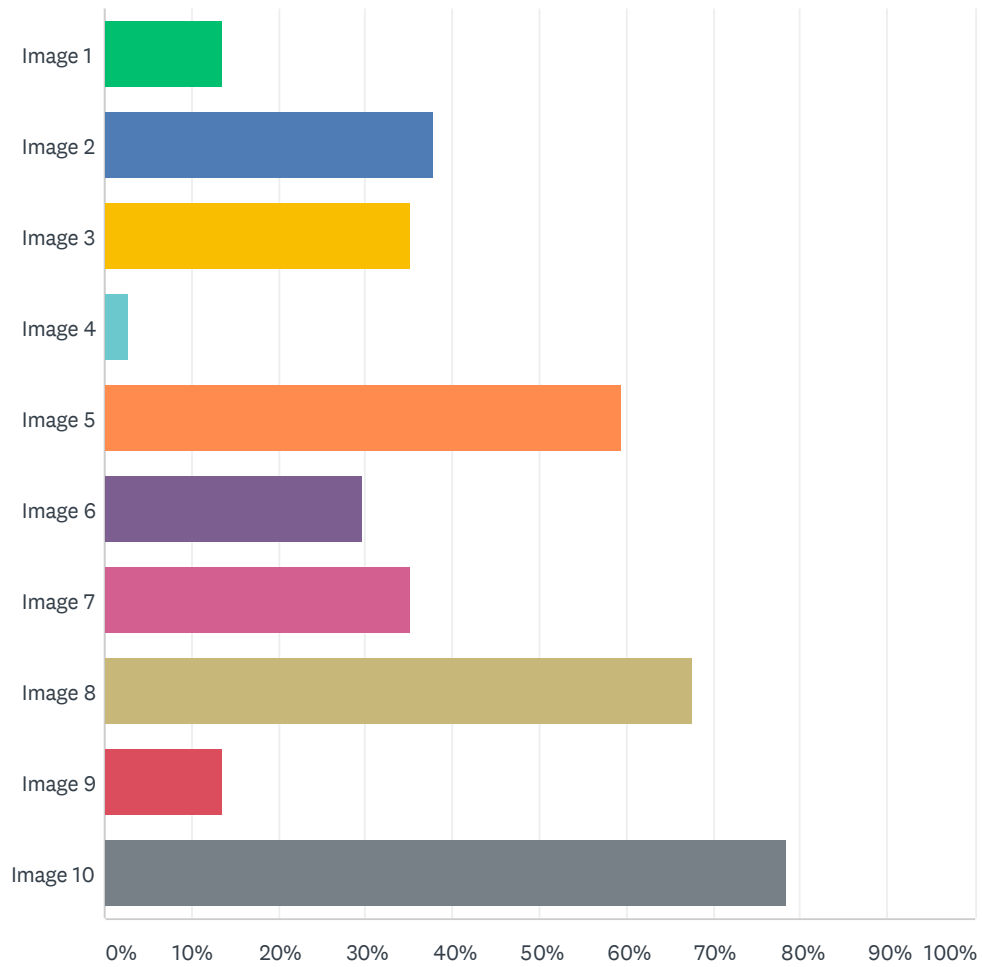
ANSWER CHOICES	RESPONSES	
Image 1	8.82%	3
Image 2	32.35%	11
Image 3	47.06%	16
Image 4	35.29%	12
Image 5	41.18%	14
Image 6	29.41%	10
Image 7	35.29%	12
Image 8	47.06%	16
Image 9	64.71%	22
Image 10	32.35%	11
Total Respondents: 34		

Q4 Thinking about your choices from the images in the previous questions, please share your thought about what you liked or didn't like about the images. Is there a place you like to visit that you think serves as a good model for Butner?

Answered: 21 Skipped: 18

Q5 Think about neighborhoods...the houses, streets, etc.. Click on the images you like. Leave the ones you don't like, unchecked.

Answered: 37 Skipped: 2



Butner Visual Preference Survey Part 1: Housing, Neighborhoods, Shopping

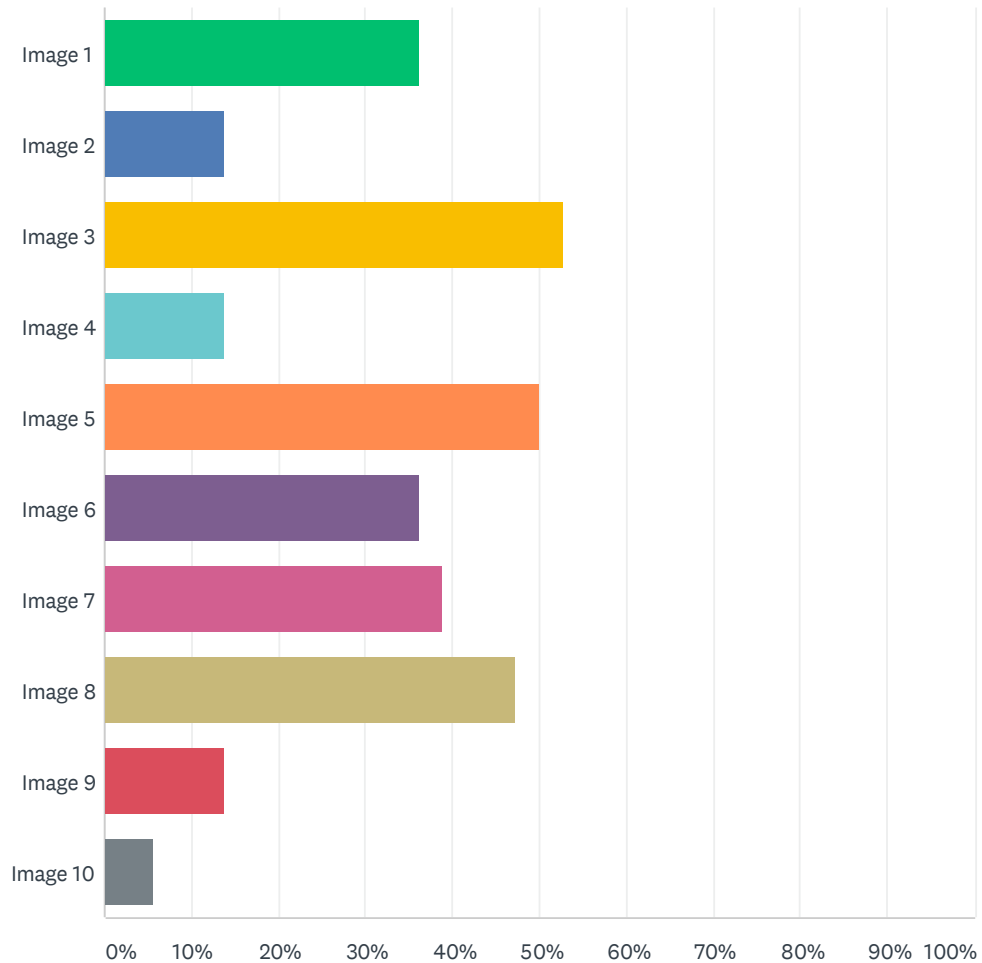
ANSWER CHOICES	RESPONSES	
Image 1	13.51%	5
Image 2	37.84%	14
Image 3	35.14%	13
Image 4	2.70%	1
Image 5	59.46%	22
Image 6	29.73%	11
Image 7	35.14%	13
Image 8	67.57%	25
Image 9	13.51%	5
Image 10	78.38%	29
Total Respondents: 37		

Q6 Thinking about your choices from the images in the previous questions, please share your thought about what you liked or didn't like about the images. Is there a place you like to visit that you think serves as a good model for Butner?

Answered: 23 Skipped: 16

Q7 Thinking about where you shop, go for services, gather with other people, choose the images that appeal most to you. Leave those that don't appeal to you, unchecked.

Answered: 36 Skipped: 3



Butner Visual Preference Survey Part 1: Housing, Neighborhoods, Shopping

ANSWER CHOICES	RESPONSES	
Image 1	36.11%	13
Image 2	13.89%	5
Image 3	52.78%	19
Image 4	13.89%	5
Image 5	50.00%	18
Image 6	36.11%	13
Image 7	38.89%	14
Image 8	47.22%	17
Image 9	13.89%	5
Image 10	5.56%	2
Total Respondents: 36		

Q8 Thinking about your choices from the images in the previous questions, please share your thought about what you liked or didn't like about the images. Is there a place you like to visit that you think serves as a good model for Butner?

Answered: 22 Skipped: 17